

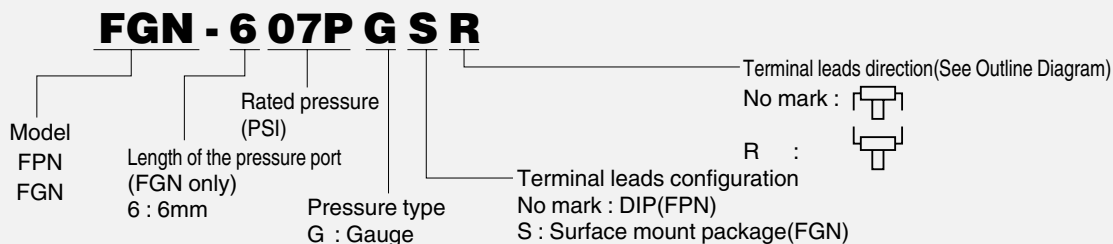
■ Features

- Dual-In-line-Package (DIP) or SMD, Easy to mount on PCB
- Vacuum pressure measurable

■ Applications

- Home use Non-Invasive Blood Pressure(NIBP) monitors
- Vacuum cleaner
- Washing machine

■ Part number for ordering



Pressure type	Gauge pressure	
	FPN	FGN-6
Model		
Package configuration	Dual-In-line-Package(DIP)	Surface mount package, 6mm pressure port

Measurable pressure range(kPa)	Part number for ordering		
-13.79~13.79	FPN-02PG	FPN-02PGR	FGN-602PGSR
-34.47~34.47	FPN-05PG	FPN-05PGR	FGN-605PGSR
-48.26~48.26	FPN-07PG	FPN-07PGR	FGN-607PGSR
-98.07~103.4	FPN-15PG	FPN-15PGR	FGN-615PGSR

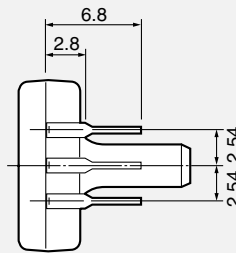
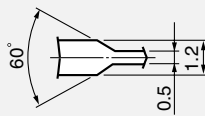
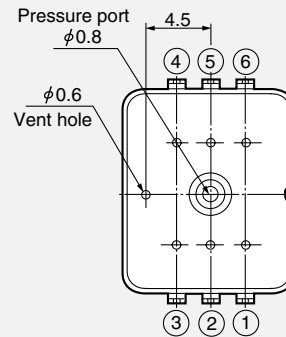
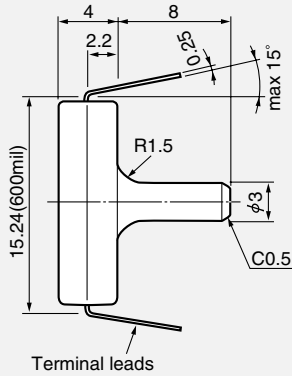
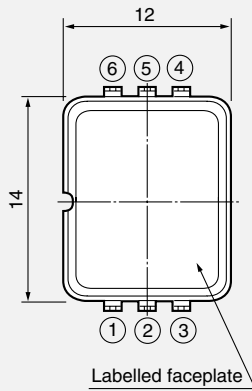
■ Specifications

Model/Rated pressure	02PG	05PG	07PG	15PG	unit
Recommended operating conditions					
Pressure type	Gauge pressure				—
Rated pressure	13.79	34.47	48.26	103.4	kPa
	0.141	0.352	0.492	1.055	kg/cm ²
Measurable pressure range	-13.79~13.79	-34.47~34.47	-48.26~48.26	-98.07~103.4	kPa
Pressure media	Non-corrosive gas				—
Excitation current(Constant)	1.5				mADC
Absolute maximum rating					
Maximum load pressure	Twice of rated pressure				—
Maximum excitation current	3.0				mADC
Operating temperature	0~80				°C
Storage temperature	-20~100				°C
Operating humidity	30~80(No dew condensation)				%RH
Electric performances/characteristics(Excitation current I=1.5mA constant, Ambient temperature Ta=25°C)					
Full scale span voltage	40~130				mV
Offset voltage	±40	±25			mV
Bridge impedance	4000~6000				Ω
Mechanical response time	2(For the reference)				msec
Accuracy	Temperature sensitivity of offset(TSO)	±10.0	±8.0		%FS/0~50°C
	Temperature coefficient of sensitivity(TCS)	5.0	2.5		%FS/0~50°C
	Linearity	±0.6	±0.3		%FS
	Pressure hysteresis	±1.0	±0.7		%FS

Outline dimensions

unit(mm)

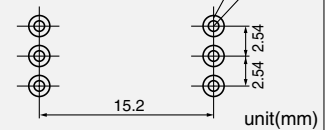
FPN



Recommended footprint for PCB

6- phi 0.9(Diameter of through holes)

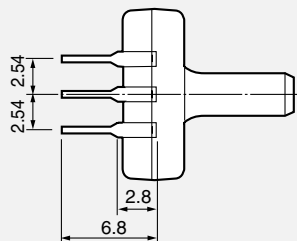
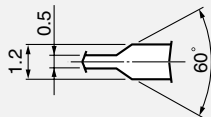
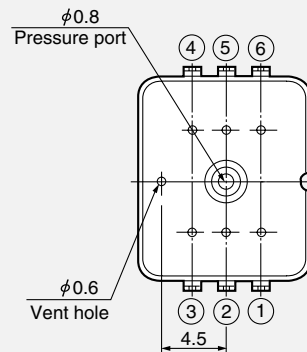
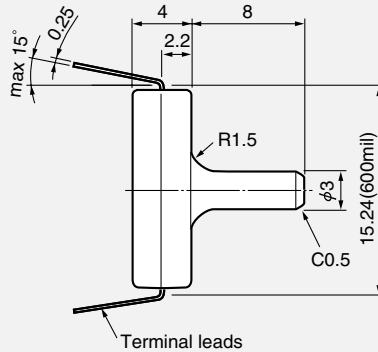
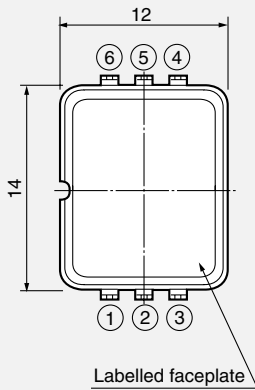
6- phi 1.8(Diameter of lands)



unit(mm)

FPN-R

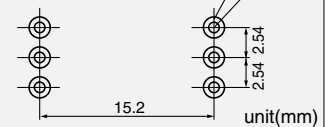
unit(mm)



Recommended footprint for PCB

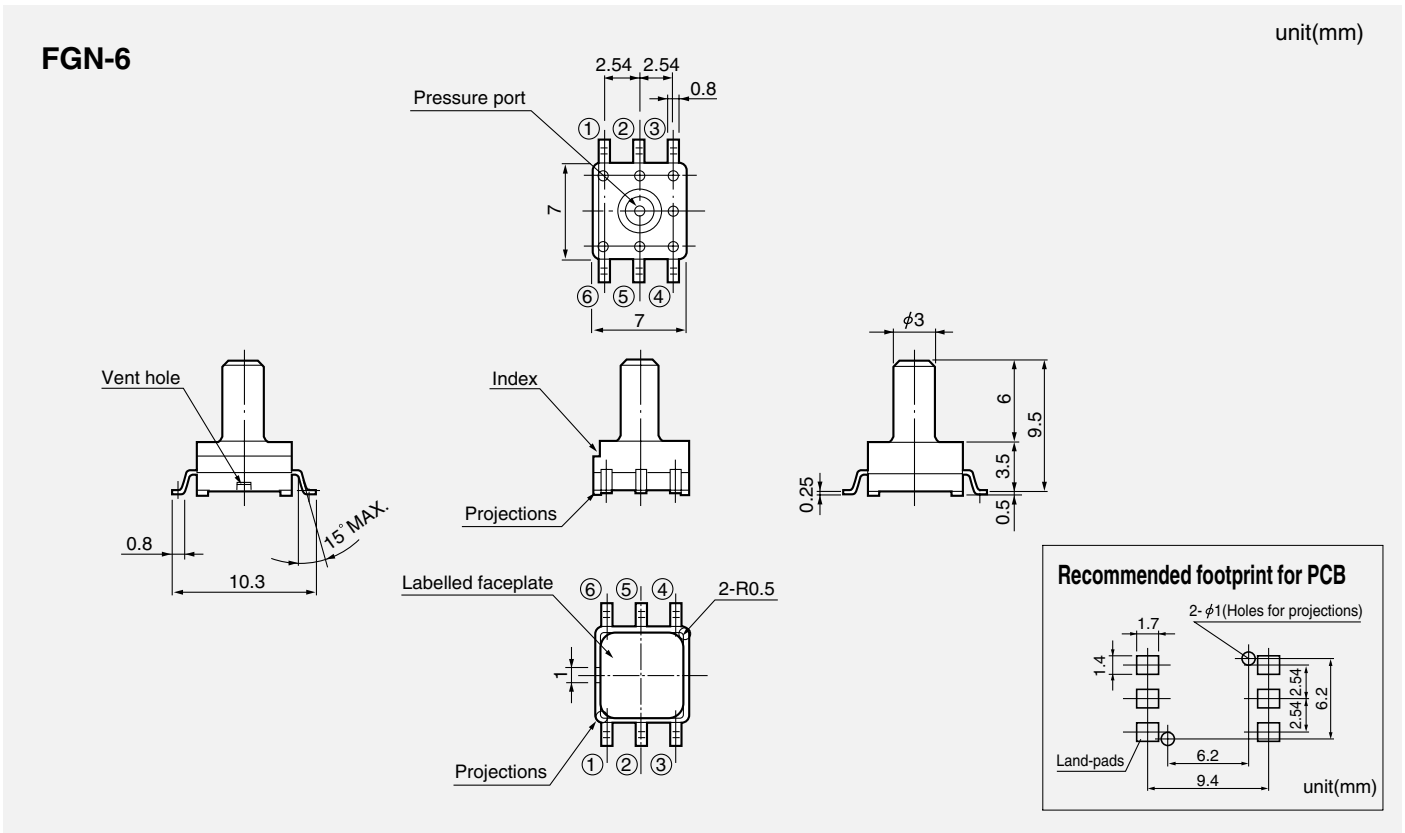
6- phi 0.9(Diameter of through holes)

6- phi 1.8(Diameter of lands)

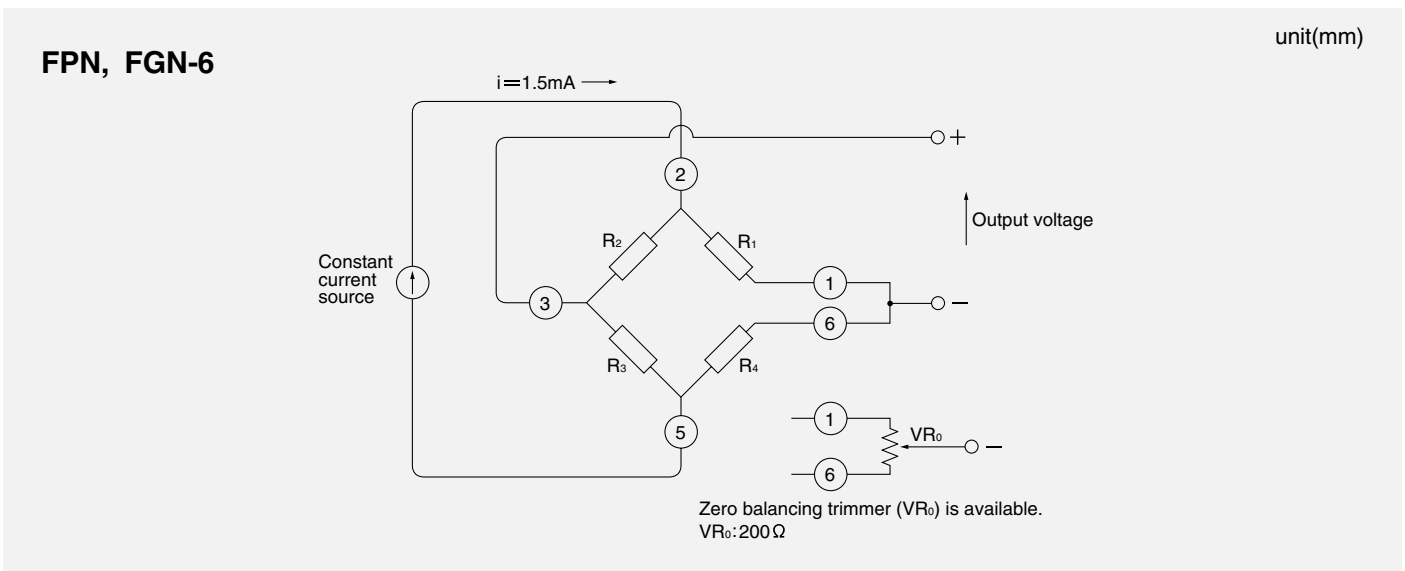


unit(mm)

Outline dimensions



Connection diagram



Note ; Please read instruction "Notes" before using the sensor.
 Fujikura reserves the right to change specifications without notice.

Fujikura Ltd.

P.P.H.WObit mgr.inz. Witold Ober
 ul.Gruszkowa 4 61-474 Poznań
 Tel:61-8350620/621 Fax:61-8350704
 E-mail : wobit@wobit.com.pl http://www.wobit.com.pl